

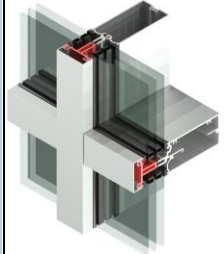
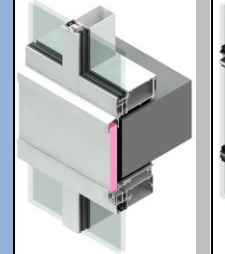



WALTEK 7000 Select Guide (Curtainwall & Window Wall)					
Products	7000	7000 Umax	7000 Umax Plus	7000 STS	7000 CHS
System Isometric					
Mullion Widths	2 1/2" or custom	2 1/2" or custom	2 1/2" or custom	2 1/2" or custom	3" or Custom
Mullion Depths	6, 7, 8 to 10"	6, 7, 8 to 10"	6, 7, 8 to 10"	6 & 7"	7 & 10"
Variations	Captured, VB, HB, SSG	Captured, VB, HB, SSG	Captured, VB, HB, SSG	Captured, VB, HB, SSG	Captured, VB, HB, SSG
Application	Curtainwall & Window Wall	Curtainwall & Window Wall	Curtainwall & Window Wall	Slab to Slab Window Wall	Unitized Curtainwall & Window Wall
Building Style	1 to 5 Stories	1 to 5 Stories	1 to 5 Stories	Unlimited	Unlimited
Infill Thickness	Up to 1-1/8"	Up to 1-1/8"	Up to 1-3/4" Triple Glaze	Up to 1-1/8"	Up to 1-1/4" or custom
Infill Material	Glass, Panel, Stone	Glass, Panel, Stone	Glass, Panel, Stone	Glass or Panel	Glass, Panel, Stone
Fabrication Method	Stick or Factory Semi-Unitized	Stick or Factory Semi-Unitized	Stick or Factory Semi-Unitized	Factory Assembled	Factory Assembled
Glazing Method	Field Exterior or Interior	Field Exterior or Interior	Field Exterior or Interior	Factory or Field Interior	Factory
Thermal Separation	Silicone Separator and Isolator clip	Silicone Separator and Fiberglass Pultrusion Pressure Plate	Silicone Separator and Fiberglass Pultrusion Pressure Plate	Isobar	Isobar, Isolator and Polyamide
Finishes	Anodize, Paint or Combination	Anodize, Paint or Combination	Anodize, Paint or Combination	Anodize, Paint or Combination	Anodize, Paint or Combination
Entrance System Compatible	Yes	Yes	Yes	No	Yes
Operable Window Compatible	Yes	Yes	Yes	Yes	Yes
Sunshade Compatible	Yes	Yes	Yes	Yes	Yes
Louver Compatible	Yes	Yes	Yes	Yes	Yes
Custom Trim Accessories	Yes	Yes	Yes	Yes	Yes
Air / ASTM E283	6.24 lbf/sq.ft.	6.24 lbf/sq.ft.	6.24 lbf/sq.ft.	6.24 lbf/sq.ft.	6.24 lbf/sq.ft.
Water /ASTM E331 & AAMA 501.1	up to 15 LBS	up to 15 LBS	up to 15 LBS	up to 15 LBS	up to 15 LBS
Structural / E330 & E330M	Yes	Yes	Yes	Yes	Yes
NFRC Energy Performance	.32 - .39 Winter U. w/.24 U Glazing	.34 Winter U. w/.24 U Glazing	.32 Winter U. w/.24 U Glazing	.32 - .35 Winter U. w/.24 U Glazing	.36 - .45 Winter U. w/.24 U Glazing
Sound / ASTM E90 & E1332	STC 35 to 40	STC 35 to 40	STC 35 to 44	STC 35 to 40	STC 35 to 40
Protective Glazing Small & Larger Missile	Yes	Yes	Yes	Yes	Yes
Product Card	LINK	LINK	LINK	LINK	LINK

CAD files available upon request