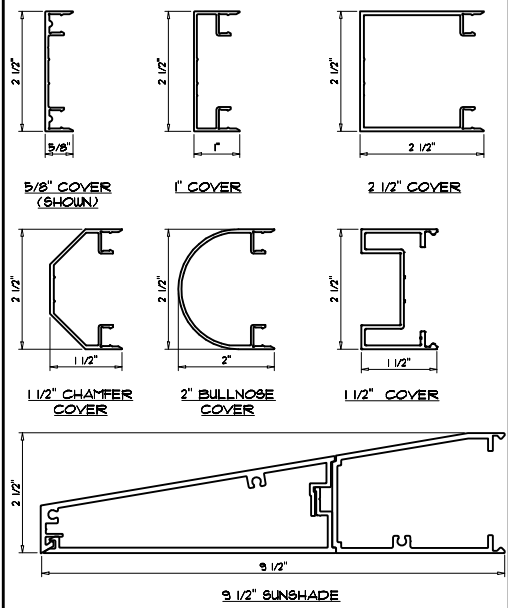
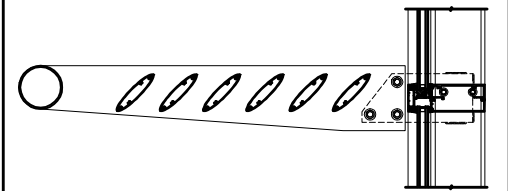


**WALTEK'S SERIES 7000
KD OR SEMI-UNITIZED FRAMING SYSTEM
STANDARD PROFILE SIZES**

NOTES: CUSTOM PROFILE SIZES ARE ALSO AVAILABLE UPON REQUEST.

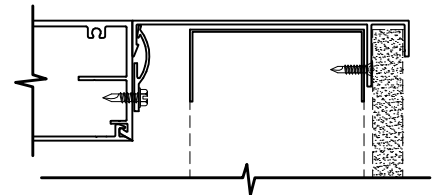


NOTES: CUSTOM EXTRUSION PROFILES ARE ALSO AVAILABLE.



PROJECTING SUNSHADES AND/OR LIGHT SHELVES AVAILABLE

SILL TRIM OPTIONS



NOTES: PROJECT SPECIFIC CUSTOM SILL DEPTHS AND PROFILES ARE AVAILABLE UPON REQUEST.

FINISHING OPTIONS

- EXTERIOR:
KYNAR 500/ HYLAR 5000
ANNODIZED
- INTERIOR:
KYNAR 500/ HYLAR 5000
ACRYLIC
ANNODIZED

GLAZING OPTIONS

7000 SERIES FRAMING SYSTEMS
ACCOMMODATE GLAZING OPTIONS FROM 1/4"
MONOLITHIC TO 1" INSULATED.

TYPICAL PERFORMANCE LEVELS

AIR: 0.06 CFM/SQ.FT. AT 6.24 LBS/SQ. FT.
PER ASTM E283

WATER: 12 LBS/SQ. FT. PER ASTM E331

CRF: 65 PER AAMA 1503
HIGHER PERFORMING VERSIONS ARE
AVAILABLE FOR SPECIFIC PROJECT NEEDS.

VISIT US ON THE WEB AT: WWW.WALTEKLTD.COM - OR E-MAIL US AT SALES@WALTEKLTD.COM

CINCINNATI: (513) 577-7980

NASHVILLE: (615) 251-7040



SYSTEM
WALTEK'S SERIES 7000
KD OR SEMI-UNITIZED
FRAMING SYSTEM

THE ABOVE INFORMATION IS FOR A TYPICAL APPLICATION. CUSTOMIZATION OF ALL COMPONENTS AND PERFORMANCE LEVEL IS AVAILABLE TO MEET DESIGN CRITERIA.

IF YOU WOULD LIKE TO LEARN MORE ABOUT OUR WALL SYSTEMS OR WISH TO DISCUSS PROJECT SPECIFIC DETAILS, PLEASE CONTACT US AT THE ADDRESS & PHONE NUMBER SHOWN.